

Men's 13 (page 1)

Foot length - up to 300mm / 11 3/4 inches



1. Print this page and the next at ACTUAL SIZE (100% scale).

Compare the scale markers on this page and the next with a ruler.

If the scale isn't correct, your Xero Shoes will not fit correctly, so adjust accordingly.

2. Fold the next page on the indicated line, and tape it to the bottom of this page, where indicated.

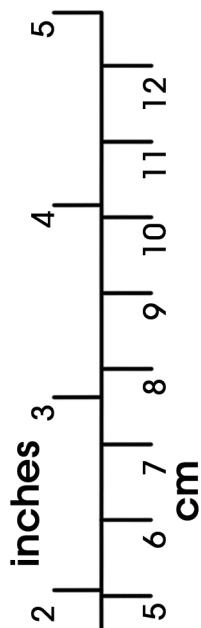
3. Position your bare foot on this outline, so you can see the entire toe post circle somewhere between your 1st (big) and 2nd toes,

If your foot extends past the border, try a larger size.

If there is more than 1/4" (6mm) between the back of your heel and the heel line, try a smaller size.

For more information about measuring and sizing, visit:

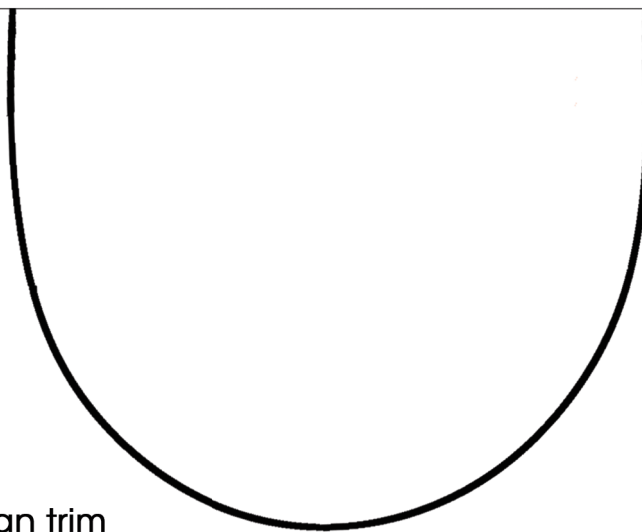
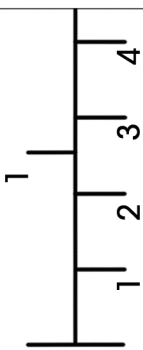
www.XeroShoes.com/venturefit



Tape the bottom section (next page) here

Men's 13 (page 2)

Foot length - up to 300mm / 11 3/4 inches



Fold along this line,
then tape to the
previous page.

Remember, you can trim
the toe area of your Sensori
Venture to match your foot
shape.

Questions? Need help?

Call 303.447.3100